

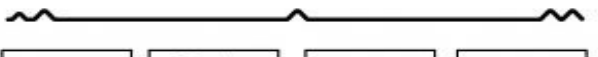





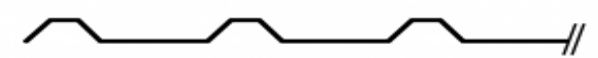



# Vanover Metal Building Sales Metal Panel Selection List

Residential Panel Comparison	Commercial Panel Comparison								
<p><b>Panel Loc Plus</b></p>  <table border="1"> <tr> <td>RECOMMENDED <b>3:12</b> PITCH AND ABOVE</td> <td><b>29</b> OR <b>26</b> GAUGE</td> <td><b>36"</b> OVERALL COVERAGE</td> <td><b>3/4"</b> MAXIMUM RIB HEIGHT</td> </tr> </table>	RECOMMENDED <b>3:12</b> PITCH AND ABOVE	<b>29</b> OR <b>26</b> GAUGE	<b>36"</b> OVERALL COVERAGE	<b>3/4"</b> MAXIMUM RIB HEIGHT	<p><b>R-Loc</b></p>  <table border="1"> <tr> <td>RECOMMENDED <b>1/2:12</b> PITCH AND ABOVE</td> <td><b>26</b> GAUGE</td> <td><b>36"</b> OVERALL COVERAGE</td> <td><b>1 1/4"</b> MAXIMUM RIB HEIGHT</td> </tr> </table>	RECOMMENDED <b>1/2:12</b> PITCH AND ABOVE	<b>26</b> GAUGE	<b>36"</b> OVERALL COVERAGE	<b>1 1/4"</b> MAXIMUM RIB HEIGHT
RECOMMENDED <b>3:12</b> PITCH AND ABOVE	<b>29</b> OR <b>26</b> GAUGE	<b>36"</b> OVERALL COVERAGE	<b>3/4"</b> MAXIMUM RIB HEIGHT						
RECOMMENDED <b>1/2:12</b> PITCH AND ABOVE	<b>26</b> GAUGE	<b>36"</b> OVERALL COVERAGE	<b>1 1/4"</b> MAXIMUM RIB HEIGHT						
<p><b>5V Panel</b></p>  <table border="1"> <tr> <td>RECOMMENDED <b>3:12</b> PITCH AND ABOVE</td> <td><b>26</b> OR <b>29</b> GAUGE</td> <td><b>24"</b> OVERALL COVERAGE</td> <td><b>1/2"</b> MAXIMUM RIB HEIGHT</td> </tr> </table>	RECOMMENDED <b>3:12</b> PITCH AND ABOVE	<b>26</b> OR <b>29</b> GAUGE	<b>24"</b> OVERALL COVERAGE	<b>1/2"</b> MAXIMUM RIB HEIGHT	<p><b>Central Seam Plus</b></p>  <table border="1"> <tr> <td>RECOMMENDED <b>1/4:12</b> PITCH AND ABOVE</td> <td><b>24</b> GAUGE</td> <td><b>18"</b> OR <b>24"</b> OVERALL COVERAGE</td> <td><b>3"</b> MAXIMUM RIB HEIGHT</td> </tr> </table>	RECOMMENDED <b>1/4:12</b> PITCH AND ABOVE	<b>24</b> GAUGE	<b>18"</b> OR <b>24"</b> OVERALL COVERAGE	<b>3"</b> MAXIMUM RIB HEIGHT
RECOMMENDED <b>3:12</b> PITCH AND ABOVE	<b>26</b> OR <b>29</b> GAUGE	<b>24"</b> OVERALL COVERAGE	<b>1/2"</b> MAXIMUM RIB HEIGHT						
RECOMMENDED <b>1/4:12</b> PITCH AND ABOVE	<b>24</b> GAUGE	<b>18"</b> OR <b>24"</b> OVERALL COVERAGE	<b>3"</b> MAXIMUM RIB HEIGHT						
<p><b>Horizon-Loc</b></p>  <table border="1"> <tr> <td>RECOMMENDED <b>3:12</b> PITCH AND ABOVE</td> <td><b>26</b> GAUGE</td> <td><b>16"</b> OVERALL COVERAGE</td> <td><b>1"</b> MAXIMUM RIB HEIGHT</td> </tr> </table>	RECOMMENDED <b>3:12</b> PITCH AND ABOVE	<b>26</b> GAUGE	<b>16"</b> OVERALL COVERAGE	<b>1"</b> MAXIMUM RIB HEIGHT	<p><b>Central-Loc</b></p>  <table border="1"> <tr> <td>RECOMMENDED <b>1/4:12</b> PITCH AND ABOVE</td> <td><b>24</b> GAUGE</td> <td><b>18"</b> OR <b>24"</b> OVERALL COVERAGE</td> <td><b>3"</b> MAXIMUM RIB HEIGHT</td> </tr> </table>	RECOMMENDED <b>1/4:12</b> PITCH AND ABOVE	<b>24</b> GAUGE	<b>18"</b> OR <b>24"</b> OVERALL COVERAGE	<b>3"</b> MAXIMUM RIB HEIGHT
RECOMMENDED <b>3:12</b> PITCH AND ABOVE	<b>26</b> GAUGE	<b>16"</b> OVERALL COVERAGE	<b>1"</b> MAXIMUM RIB HEIGHT						
RECOMMENDED <b>1/4:12</b> PITCH AND ABOVE	<b>24</b> GAUGE	<b>18"</b> OR <b>24"</b> OVERALL COVERAGE	<b>3"</b> MAXIMUM RIB HEIGHT						
<p><b>Central Snap</b></p>  <table border="1"> <tr> <td>RECOMMENDED <b>3:12</b> PITCH AND ABOVE</td> <td><b>24</b> GAUGE</td> <td><b>16"</b> OR <b>18"</b> OVERALL COVERAGE</td> <td><b>1 3/4"</b> MAXIMUM RIB HEIGHT</td> </tr> </table>	RECOMMENDED <b>3:12</b> PITCH AND ABOVE	<b>24</b> GAUGE	<b>16"</b> OR <b>18"</b> OVERALL COVERAGE	<b>1 3/4"</b> MAXIMUM RIB HEIGHT	<p><b>Barnmaster Corrugated</b></p>  <table border="1"> <tr> <td>RECOMMENDED <b>3:12</b> PITCH AND ABOVE</td> <td><b>29</b> OR <b>EC</b> GAUGE</td> <td><b>24"</b> OVERALL COVERAGE</td> <td><b>1/4"</b> OR <b>1/2"</b> MAXIMUM RIB HEIGHT</td> </tr> </table>	RECOMMENDED <b>3:12</b> PITCH AND ABOVE	<b>29</b> OR <b>EC</b> GAUGE	<b>24"</b> OVERALL COVERAGE	<b>1/4"</b> OR <b>1/2"</b> MAXIMUM RIB HEIGHT
RECOMMENDED <b>3:12</b> PITCH AND ABOVE	<b>24</b> GAUGE	<b>16"</b> OR <b>18"</b> OVERALL COVERAGE	<b>1 3/4"</b> MAXIMUM RIB HEIGHT						
RECOMMENDED <b>3:12</b> PITCH AND ABOVE	<b>29</b> OR <b>EC</b> GAUGE	<b>24"</b> OVERALL COVERAGE	<b>1/4"</b> OR <b>1/2"</b> MAXIMUM RIB HEIGHT						
<p><b>M-Loc</b></p>  <table border="1"> <tr> <td>RECOMMENDED <b>1:12</b> PITCH AND ABOVE</td> <td><b>26</b> GAUGE</td> <td><b>36"</b> OVERALL COVERAGE</td> <td><b>13/16"</b> MAXIMUM RIB HEIGHT</td> </tr> </table>	RECOMMENDED <b>1:12</b> PITCH AND ABOVE	<b>26</b> GAUGE	<b>36"</b> OVERALL COVERAGE	<b>13/16"</b> MAXIMUM RIB HEIGHT	<p><b>Precision Loc</b></p>  <table border="1"> <tr> <td>RECOMMENDED <b>N/A</b> PITCH AND ABOVE</td> <td><b>24</b> GAUGE</td> <td><b>12"</b> OVERALL COVERAGE</td> <td><b>1"</b> MAXIMUM RIB HEIGHT</td> </tr> </table>	RECOMMENDED <b>N/A</b> PITCH AND ABOVE	<b>24</b> GAUGE	<b>12"</b> OVERALL COVERAGE	<b>1"</b> MAXIMUM RIB HEIGHT
RECOMMENDED <b>1:12</b> PITCH AND ABOVE	<b>26</b> GAUGE	<b>36"</b> OVERALL COVERAGE	<b>13/16"</b> MAXIMUM RIB HEIGHT						
RECOMMENDED <b>N/A</b> PITCH AND ABOVE	<b>24</b> GAUGE	<b>12"</b> OVERALL COVERAGE	<b>1"</b> MAXIMUM RIB HEIGHT						